

M & D II CHRONICLE

News for Parents from the Media & Design II Classroom

Beginning of the Year Edition Summer 2015



Course Description

This is an introductory level high school art class that will focus on both **two- and three-dimensional media** with a strong emphasis on **aspects of design**. It will also introduce the ideas of art history and contemporary context. It will concentrate on preparing students for the demands and expectations of the upper level high school art classes. We will cover the following media (materials):

**WIRE PEN WOOD PENCIL
PAPER MACHE CLAY DIGITAL PHOTO
COLLAGE CARDBOARD ACRYLIC PAINT**

Course Objectives:

- 1) Exploration/understanding of materials/methods
- 2) Understanding visual art design elements and principles
- 3) Development and expression of ideas



Expectations

In this primarily hands-on class, students will be expected to:

work diligently & complete projects

Most of this work can be completed during class time thus requiring little homework.

WARNING: Some projects can get messy and may permanently stain clothes!

Responsibilities

BE NICE WORK HARD PAY ATTENTION

Examples: Treat others with respect Work on your art projects Be prepared to work *everyday* Clean up your place and anything else that you see Listen to lectures and instructions Use tools correctly Use materials economically Do what the teacher asks you Have fun with the art-making Know what the goals are Discover something about yourself

Class Website: <http://dsa3dmartinez.weebly.com/media--design-ii.html>

(Continued on Back)

(Cut Here and RETURN)

EXTRA CREDIT for your Student!! Complete both sides, sign, and return, student gets 5pts extra credit on first project.

Yes, I have read this newsletter (Summer 2015) & completed this form. _____ (PARENT signature)

Parent Name: _____ Phone: _____ Email: _____

Parent Mobile Phone to Receive Text Updates: _____

Yes, I have read this newsletter (Summer 2015) & completed this form. _____ (STUDENT signature)

Student Last Name: _____ First Name: _____ Grade: _____

What is your concentration? VISUAL ARTS Other: _____

Which previous courses have you taken at DSA? [HS] Visual Arts Survey Media & Design (I or II) – Teacher: _____
[MS] Intro to Art (6th) Arts Exploration 3D Media Elements of Clay Elements of Drawing

(continued on back)

(Continued from Front)

Grading *(subject to change)*

Major Projects	63% of total grade
Studio Participation	9%
Reflections (written)	9%
Art History Exercises	6%
Minor Projects / Intro Work	6%
Introductory Activities	6%
Forms Returns	EXTRA CREDIT!

Late Work Policy: Late work will be accepted until the end of a quarter with a grade reduction – up to a three days = one letter grade; more than three days = two letter grades.

Progress Reports Mid-Quarter

Classroom Expectations *(Self-Management)*

- 1) **No Talking during quiet times, discussions, lectures – unless called upon by Mr. Martinez.**
- 2) **Talk QUIETLY during work times.**
- 3) **Stay at your place and work on your projects – only get up when supplies are needed**
- 4) **No eating or drinking (except for water).**
- 5) **Clean up your work area.**
- 6) **Be nice, Work hard, Pay attention!!!**
- 7) **DSA Infractions**


Consequences *(DSA Policy)*

Warnings will be given for each infraction of Rules # 1-6. The following consequences will be given each "Time" there have been three warnings in one day or five in a week. Each week will begin anew with warnings.

- 1st Time) Parent Contact
- 2nd Time) Conference with Student/Teacher/Counselor/Parent
- 3rd Time) Formal Discipline Referral (Write-Up)

Attendance

In the classroom when the bell rings is "On-Time". If student arrives late for class with no pass, she/he will sign in using the Tardy Log by the door. Then, she/he will be recorded as tardy. (Please see general DSA Policies regarding accumulated tardies.)



Materials List

Required materials: Pencils, #2 (EVERYDAY)

Materials that the class can use:
Boxes of facial tissues (Kleenex, etc.) Wood scraps (pine and plywood only)
Old hand or bath towels (clean) Toilet Paper and Paper Towel Tubes

We will be using the following tools in class:

- 1) **Band saw in the woodshop:** SEE ATTACHED WOODSHOP FORM
- 2) **Hot Glue Gun:** The hot glue guns are on the worktables and used to glue cardboard – there is one hot glue gun per two students. The students are taught proper safety procedures. If a student does not treat the hot glue guns with the respect and responsibility, her/his privilege to use the hot glue guns is revoked.

Missed Class or Need Extra Time?

If student needs to make up missed class time or has gotten behind on a project, Mr. Martinez is available outside class time for help.
Before school (8:00-8:40am) on Mon-Fri (Check the day before)
During 8th Lunch (11:32-12:00); "A" Lunch (12:30-12:54); or
During "B" Lunch (1:19-1:51, working quietly on your own)
Other arrangements can be made if necessary

Home Support

What can you do at home to support your student?

- Ask them what they did in class today.
- Ask them to bring home their completed artworks.
- Look at artworks together & discuss them – what is going on.
- Contact Mr. Martinez with any concerns about the class.

Teacher Contact Info: val h h martinez

val.martinez@dpsnc.net (best)

919-560-3926 x23468 (leave message)

(Cut Here and RETURN)

EXTRA CREDIT for your Student!! Complete both sides, sign, and return, student gets 5pts extra credit on first project. Parents, please tell me something UNIQUE about your child: _____

