

Activities/Pages in your Sketchbook


- Three questions about Art History + Everything you know about Art History
- Everything you know about Ancient Greece & Ancient Rome
- **Greek Notes & “Stamps” with titles**
- **Roman Notes & “Stamps” with titles**
- *Venus with arms & background OR Augustus with text & background*
- **Romanesque Notes & “Stamps” with titles**
- **Gothic Notes & “Stamps” with titles**
- *Extension of “Damned Souls” relief OR Stained Glass Window*
- **Renaissance Notes & “Stamps with titles**
- **Mannerism & Baroque Notes & “Stamps” with titles**
- *Three Davids story & scene*
- **Neo-Classical & Romanticism Notes & “Stamps” with titles**
- *Neo-Classical “Building” Design*
- **Realism & Photography Notes & “Stamps” with titles**
- BONUS: Realistic Drawing of your own Hand
- Impressionist Painting Similarities/Differences
- **Impressionism & Post-Impressionism Notes & “Stamps” with titles**
- **20th C. Painting Notes & “Stamps” with titles**
- *“van Gogh” Self-Portrait with oil pastel OR “Pollock Painting” with colored pencil*
- 20th C. Sculpture Similarities/Differences
- **20th C. Sculpture Notes & “Stamps” with titles**
- **20th C. Architecture Notes & “Stamps” with titles**
- *Calder-like Mobile drawing OR Drawing of Modern (Ronchamp) Chapel*
- Harlem Renaissance Print Similarities/Differences
- **Harlem Renaissance Notes & “Stamps” with titles**
- **One-page Review/Summary of your FAVORITE time period & artwork**

MEDIA & DESIGN II

TODAY'S ACTIVITIES

20 January 2015

- 1) Take EVERYTHING out of your bin
- 2) Find your new place



- 3) Have a seat quietly

TODAY'S PROJECT:

Art History

- Introduction

- 1) In your NEW sketchbook
- 2) Answer these questions:
 - a) What is art history?
 - b) When did it start?
 - c) Why is it important?
 - d) Write down everything else you know about art history – artists, time periods, movements, artworks.

3) This is a quiet by-yourself activity!!

Class Time: 5th 1:01 – 1:51

7th 2:55 – 3:45

MEDIA & DESIGN II

TODAY'S ACTIVITIES

21 January 2015

- 1) Take out Sketchbook
- 2) Write down everything you know about Ancient Greece and Ancient Rome

TODAY'S PROJECT:

Art History

- Introduction
- **Greek, Roman**

Class Time: 5th 1:01 – 1:51
7th 2:55 – 3:45

Greek Art HIGHLIGHTS

- Historically
 - First Olympics
 - Alexander the Great
 - Aristotle
 - Buddha
- Aesthetic Aspects
 - Gods & Goddesses
 - Male Athletic Figure
 - Post & Beam Architecture
 - Styles = Doric & Ionic
 - The IDEAL




Spear Bearer



Venus de Milo



Parthenon



Augustus of Prima Porta

Roman Art HIGHLIGHTS

- Historically
 - Pompeii Destroyed
 - Birth of Christ
 - Cleopatra ruled Egypt
 - Constantine converted Rome to Christianity
 - Gaius Julius Caesar Ruled
- Aesthetic Aspects
 - Motion in Sculpture
 - Realistic (naturalistic) Portraits of important People
 - Mastered use of ARCH and DOME
 - Style = Corinthian
 - Developed Concrete
 - Strongly influenced by Greek Art
 - Artists and Architects are Recorded



Head Of Constantine



Coliseum

Choose ONE of these Activities

Greek Art ACTIVITY



- Cut out Venus de Milo – cut close to the body/fabric
- Glue her onto the next blank page
- Add her arms such that she is doing some activity
- Add background/location for Venus and her activity
- Use colored pencils to render Venus and the scene



Roman Art ACTIVITY

- Cut out Augustus & speaking bubble – cut close to the body/fabric & bubble
- Glue him onto the next blank page
- Add text to the bubble
- Add background & location for Augustus
- Use colored pencils to render Augustus and the scene





Romanesque HIGHLIGHTS

- Historically
 - Christianity exploding
 - World not destroyed in 1,000
 - Christianity/Church became dominant force in European society and culture
- Aesthetic Aspects
 - Architecture:
 - Thick stone
 - Some marble facing
 - Christian in purpose
 - Small windows
 - Round arches
 - Provided instruction
 - Place for pilgrims to worship
 - Art (mostly sculpture)
 - Reliquaries (hold relics)
 - Instructional biblical reliefs
 - Crowded compositions
 - Agitated, pushed against frame
 - Strong emotional impact
 - Swirling drapery
 - Lack of real body existence



Portal of St. Lazare, Autun
Gislebertus




Abbey Church, St. Etienne, France

Bayeux Tapestry



Gothic HIGHLIGHTS


- Historically
 - Cities Growing
 - Church is major influence on daily life
 - 1347 Black Death
 - 1325 Aztecs found Tenochtitlan
- Aesthetic Aspects
 - CATHEDRALS
 - Pointed arch
 - Ribbed vault
 - Flying buttress
 - More elaborate
 - Taller = reaching for heaven
 - Stained glass
 - Elaborately detailed
 - Bible stories
 - Sculpture
 - Starts long and thin
 - Moves towards more realistic



Chartres Cathedral



Annunciation/Visitation
Reims Cathedral




Chartres Stained Glass Rose Window

Choose ONE of these Activities

Romanesque Art ACTIVITY

- Cut out strip from Autun Cathedral
- Glue it **horizontally** in the middle of the next blank page



- Continue drawing "Damned Souls" in both directions
- Use colored pencils to render the souls

Gothic Art ACTIVITY

- Use your pencil to create your own round "stained glass window" on the next blank page
- Think the overall theme, design, and patterns
- Use colored pencils to fill in the "window"



(Fold in middle of Sketchbook)



<< Continue Sculpture both Directions >>



(Fold in middle of Sketchbook)

Create your own round
stained glass window



Renaissance Highlights

- ✓ Rediscovery of lifelike art and architecture of Ancient Greece & Rome
 - ❖ Beauty of the human form
 - ❖ Proportion and balance
 - ❖ Harmony in all things
- ✓ Scientific study of human anatomy
 - ❖ Curiosity and interest in the natural world
 - ❖ Desire to understand how bodies work
- ✓ 4 Artistic Innovations help portray world more “realistically”
 - ❖ Invention of oil paint
 - ❖ Perspective
 - ❖ Light and shading
 - ❖ Pyramidal Configuration



David, Michelangelo



Mona Lisa, da Vinci



Birth of Venus, Botticelli



Dome, Florence Cathedral, Brunelleschi

Mannerism & Baroque Highlights

✓ Mannerism

- ❖ Emotional, Formal De-Emphasized
- ❖ Individual Styles (pluralism)
- ❖ Religious Fervor

✓ Baroque in Italy, Spain

- ❖ Church Sponsored, Started in Rome
- ❖ Revival of Catholic Church
- ❖ Dynamic, Opulent
- ❖ Subject = religious images

✓ Baroque in Holland

- ❖ Reformation = No Art in Churches
- ❖ Democratic = no nobility or court
- ❖ Larger Middle Class
- ❖ Art for Personal, Homes
- ❖ Subjects = landscapes, portraits



David, Bernini




Resurrection of Christ, El Greco




Woman Holding a Balance, Vermeer





Las Meninas, Velasquez



Create a SCENE using the three Davids in your sketchbook

- Tightly cut out each of the three Davids (like this )
- Place them in a narrative scene together
- Use colored pencils to render the scene



Neo-Classicism & Romanticism Highlights

✓ Neo-Classicism

- ❖ Dictated by Napoleon
- ❖ Reaction against frivolity of Baroque & Rococo
- ❖ Discovery of Pompeii
- ❖ Precision, Smooth
- ❖ Intellectual, Academic



Church of the Madeleine, Vignon



Oath of the Horatii, David

✓ Romanticism


- ❖ Irritated with restrictions of NeoClassical
- ❖ More Emotional
- ❖ Realm of Imagination
- ❖ Individualism
- ❖ Revival of interest in King Arthur



Royal Pavilion, Nash




Third of May, 1808, Goya



Create your own NEO-CLASSICAL building in your sketchbook

- Cut out the columns, arches, and pediments
- Arrange them into an interesting building
- Glue them into place



Realism & Photography Highlights

✓ Realism

- ❖ Straight-Forward, Hard edged (no idealizing)
- ❖ Everyday themes
- ❖ Unflinching in representing REALITY
- ❖ Details, Technical Skill
- ❖ Using Photography to Show as IS

✓ Photography

- ❖ From camera obscura
- ❖ New technology
- ❖ Could capture motion
- ❖ Could paint from photos



Third Class Carriage, Daumier



Bonjour Monsieur Courbet, Courbet



Breezing Up (A Fair Wind) Homer



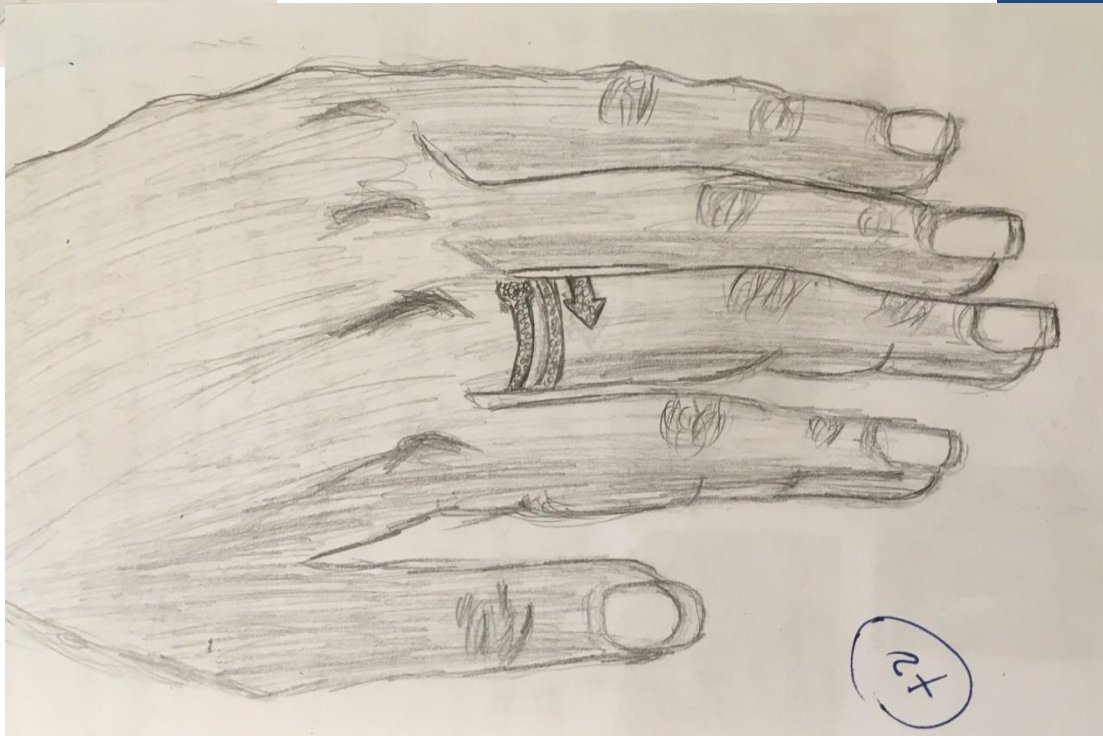
Boulevard du Temple, Daguerre

BONUS Activity



Create a **REALISTIC** drawing of **YOUR** hand in your sketchbook

- Do a light line drawing (not a tracing)
- Pay attention to proportions and how it looks to you
- Add middle and dark values with your line drawing
- May hold an object



MEDIA & DESIGN II

TODAY'S ACTIVITIES


29 January 2015

- 1) Take out sketchbook
- 2) Look at the two Paintings to the right
- 3) Write down five SIMILARITIES and five DIFFERENCES

TODAY'S PROJECT:

Art History

- Introduction
- Greek, Roman
- Romanesque, Gothic
- Renaissance
- Mannerism & Baroque
- Neo-Classicism & Romanticism
- Realism & Photography
- **Impressionism/Post-Impressionism & 20th C Painting**



Class Time: 5th 1:01 – 1:51
7th 2:55 – 3:45

Impressionism & Post-Impressionism

Highlights

- Short, visible brushstrokes
- Unblended paint
- Emphasis on depiction of LIGHT
- Common, ordinary subject matter
- Inclusion of movement
- Colors took precedence over lines & contours
- Often painted outdoors
- First show in 1874
- Very controversial at first – contrary to the established artistic traditions
- Heavily influenced by industrial revolution



Monet, *Impression Sunrise*



Cassatt, *The Bath*



Van Gogh, *Starry Night*



Rodin, *Balzac*



Gaudi, *Casa Battlo*

20th Century - Painting Highlights

- Became more about interior vision (and less about exterior visual reality)
- Portraying contemporary life
- Extreme break with the past – breaking all the rules – color, form, accurate representation
- Looking for freedom of expression
- Style changed at a very rapid pace as communication and technology developed
- Abstraction became the standard – painting became about painting itself



Duchamp, *Nude Descending a Staircase*




Picasso, *Guernica*



Chagall, *I and the Village*



Pollock, *Lavender Mist*





Kahlo, *Self Portrait with Thorn Necklace, Hummingbird, cat, & Monkey*

Choose ONE of these Activities

Impressionist

ACTIVITY

- Draw a portrait of yourself in the style of van Gogh in your sketchbook
- Do a light pencil line drawing first
- Use oil pastels to make marks like van Gogh





20th C Painting ACTIVITY

- Create a drawing like Jackson Pollock in your sketchbook
- Use the colored pencils to create scribbly lines and solid shapes
- Create some sense of rhythm and repetition
- Start in the middle and fill the page solidly towards the edges







MEDIA & DESIGN II

TODAY'S ACTIVITIES

30 January 2015

- 1) Take out sketchbook
- 2) Look at the two Sculptures to the right
- 3) Write down five SIMILARITIES and five DIFFERENCES

TODAY'S PROJECT:

Art History

- Introduction
- Greek, Roman
- Romanesque, Gothic
- Renaissance
- Mannerism & Baroque
- Neo-Classicism & Romanticism
- Realism & Photography
- Impressionism/Post-Impressionism & 20th C Painting
- **20th C Sculpture & Architecture**



Class Time: 5th 1:01 – 1:51
7th 2:55 – 3:45

20th Century - Sculpture Highlights

- Anti-realism, a.k.a. abstraction is pushed to the extreme (Minimalism)
- Eliminating details and realism
- Metal (steel, aluminum) replaced Stone (marble, etc) as the dominant material
- Construction replaced modeling (casting) as the main method
- New forms included mobiles and assemblages
- Experimentation became the strongest theme



Judd, *Untitled*



Brancusi, *Bird in Space*



Calder, *Flamingo*



Calder, *Star*



Nevelson, *Sky Cathedral*

20th Century - Architecture Highlights

- Plurality – many different styles
- Geometry of Modernism gives way to the experimentation & variety of Post-Modernism
- No longer looking at the classical forms of the past
- New materials – glass, steel, titanium
- New technologies for construction allowed for more open and dynamic constructions – cantilevers, curves



Wright, *Falling Water*



Piano & Rogers, *Centre Pompidou*



Gehry, *Guggenheim Bilbao*

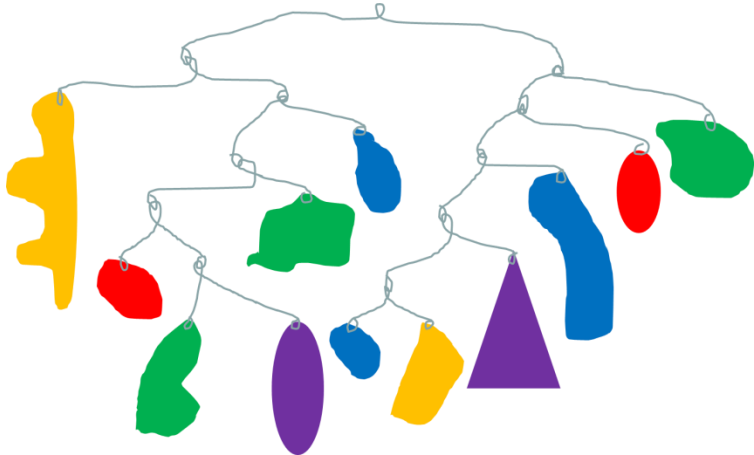


Hadid, *Maxxi*

Choose ONE of these Activities

20th C Sculpture ACTIVITY

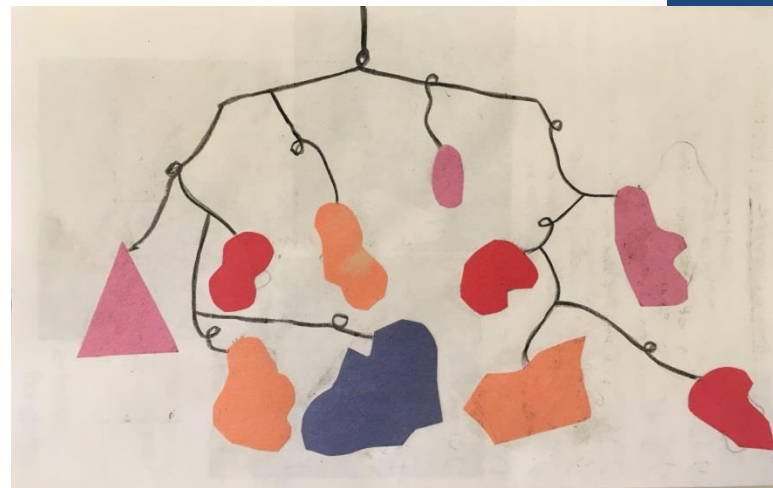


- Create your own Calder-like mobile in your sketchbook
- Use solid shapes of construction paper connected by lines representing wires
- Think about how it might balance
- Think about it being FUN



20th C Architecture ACTIVITY

- Draw a picture of this Modern Chapel in your sketchbook
- Start out with a line drawing
 - Big forms first
 - Then details
- Then fill in using a wide range of values







MEDIA & DESIGN II

TODAY'S ACTIVITIES


02 February 2015

- 1) Take out sketchbook
- 2) Look at the two Paintings to the right
- 3) Write down five SIMILARITIES and five DIFFERENCES

TODAY'S PROJECT:

Art History

- Introduction
- Greek, Roman
- Romanesque, Gothic
- Renaissance
- Mannerism & Baroque
- Neo-Classicism & Romanticism
- Realism & Photography
- Impressionism/Post-Impressionism & 20th C Painting
- 20th C Sculpture & Architecture
- **Harlem Renaissance**



Class Time: 5th 1:01 – 1:51
7th 2:55 – 3:45

20th Century – Harlem Renaissance Highlights

- Occurred between 1900 and 1930s
- Result of the Great Migration (1916-19)
 - 700,000 African-Americans migrate from south to north
- Largest gathering of African-American intellectuals in one place – ever – in New York City
- Explosion of arts created out of the African-American experience – music, dance, literature, poetry, and visual arts – including both national and international recognition



Jacob Lawrence, *Great Migration Series*



Hale Woodruff, *Returning Home*



Aaron Douglas,
Into Bondage